



September 2019

## Introducing.... The St. Saviour's App!

Dear Parents of Nursery children,

### **Download our new School App and pick up important messages instantly!**

Last year, we excitedly bought into having our own school mobile App which you can now use to receive school messages!

We'd like to encourage *ALL parents* to download our school App as there are a number of benefits both to you and for our school:

- It's **free** for parents to download!
- All school messages will be sent **securely**
- No need to search through a busy email inbox for important messages
- Read and respond to school messages at work, at home or on the go
- Every message sent arrives as an instant alert on your mobile
- Over time you will be able to make all payments to school via the app (watch this space!)

#### **How to download**

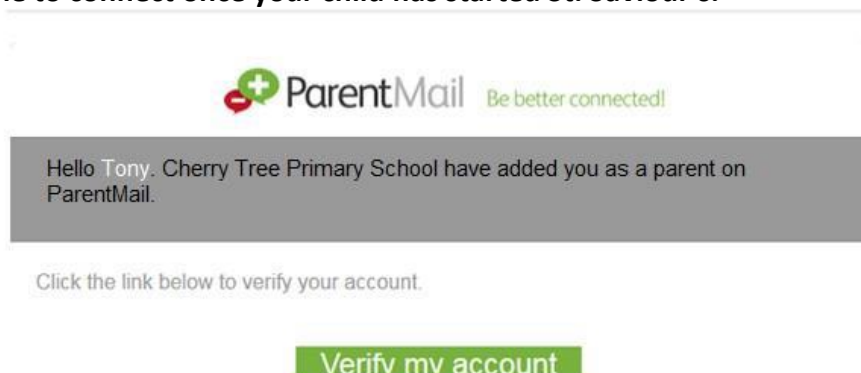
To download the App for free from either the [Apple APP store](#) or the [Google Play Store](#) simply search **St. Saviour's C. E. Primary W9**.

Please note, you will need to be registered on ParentMail in order to access the App and will login with their existing account details. See how to register below.

#### **How to register**

##### **Step 1: Receiving the registration email**

**We have sent this email to registered email addresses we have connected to your child here at school. You will only be able to connect once your child has started St. Saviour's.**

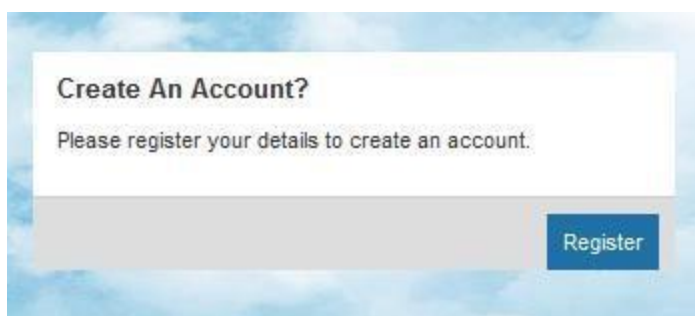


If you have received this email, click Verify my account.

If you haven't received this email, please contact Miss Lorimer ([deputy@stsavioursprimary.co.uk](mailto:deputy@stsavioursprimary.co.uk)) and ask them to resend the registration. This email will expire after 7 days. Please note, the email could also be hiding in your junk and spam, so please log in directly to your inbox rather than using a supporting APP, so that you can check all possible folders.

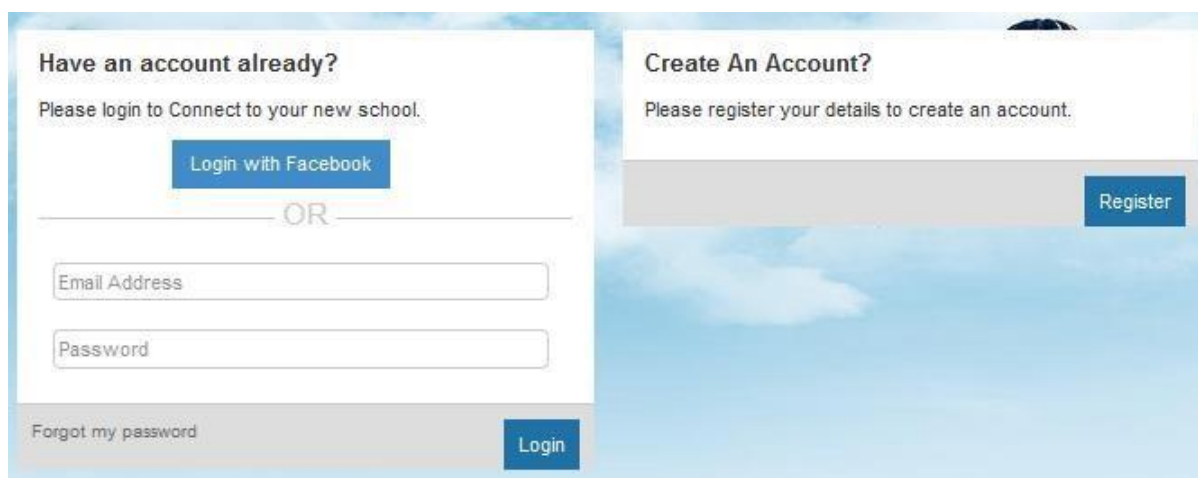
### **Step 2 – Register your account**

Once you have clicked 'Verify my account' you should see this window:



Click **Register**.

You should now be presented with this screen '**Have an account already?**' This section is only if you have had a **PMX** account before. If you are not sure, please select **Register** in the **Create an Account** box.



### **Step 3 – Your child's DOB**

You will now be asked for your Childs DOB. (If you have multiple children at the school please enter your eldest child's DOB) If you receive an error message saying invalid, please check the DOB is correct and try again. If you are still getting an error message, please contact the school and ask them to check what DOB they have for your child on ParentMail.

Complete Your Registration Details

We just need a few details to help protect your account and allow us to provide you our best service.

Please enter your Child's DOB for the Anthony's Test school of Greatness organisation.

Child's DOB

Answer

#### **Step 4 – Your details**

Once you have entered the correct DOB you will then be asked to enter your details. We have broken this down into three sections for you. First of all enter your Title, Forename, and Surname. Please note - you can use your preferred name.

Name

Miss

Tony

Perkinson

Next are your contact details. The only mandatory field here is your **Email Address**; however, we would advise that you also enter your **Mobile Number** just in case the school need to contact you urgently. You can fill in your address details if you wish, although this information is not mandatory.

#### **Step 5 – Create a password**

Next, create yourself a **Password** (your password must be at least 6 letters and 1 number) then enter your **DOB**. We ask for parents DOB to allow you to reset your password easily if you forget it.

You must tick the box to agree to our T&C's before selecting continue, these are available on our website at <http://www.parentmail.co.uk/parent-terms-and-conditions/>

**Congratulations!** You have successfully registered your account!

If you have any questions about this process, click on this link <https://parentmail.co.uk/help/parenthelp/>

If you have previously been using the ParentMail App, you can continue using it, or simply delete it and download the School App. Whichever App you choose to use you will continue to receive messages from us as you have done previously.

**Please come and see us in the Office or Miss Granite if you have any questions.**