

# Behaviour Policy

<b>Committee Name:</b>	Standards and Achievement Committee
<b>Date of Approval:</b>	September 2024
<b>Validity Date:</b>	September 2025
<b>Person responsible:</b>	Head Teacher

*‘Together we live and grow in the love of Jesus Christ.’*

## Contents

1. Aims .....	2
2. Legislation, statutory requirements and statutory guidance .....	2
3. Definitions.....	3
4. Bullying.....	4
5. Roles and responsibilities .....	5
6. School behaviour curriculum.....	7
7. Responding to behaviour .....	7
8. Serious sanctions .....	17
9. Responding to misbehaviour from pupils with SEND .....	18
10. Supporting pupils following a sanction.....	20
11. Pupil transition .....	20
12. Training.....	20
13. Monitoring arrangements.....	20
14. Links with other policies .....	21
Appendix 1: written statement of behaviour principles .....	22

## 1. Aims

This policy aims to:

- Create a positive culture that promotes excellent behaviour, ensuring that all pupils have the opportunity to learn in a calm, safe and supportive environment
- Establish a whole-school approach to maintaining high standards of behaviour that reflect the vision and values of the school
- Outline the expectations and consequences of behaviour
- Provide a consistent approach to behaviour management that is applied equally to all pupils
- Define what we consider to be unacceptable behaviour, including bullying and discrimination
- Ensure we have a joint approach and shared responsibility with pupils, parents and staff

## 2. Legislation, statutory requirements and statutory guidance

This policy is based on legislation and advice from the Department for Education (DfE) on:

- [Behaviour in schools: advice for headteachers and school staff 2024](#)
- [Searching, screening and confiscation: advice for schools 2022](#)
- [The Equality Act 2010](#)
- [Keeping Children Safe in Education](#)
- [Suspension and permanent exclusion from maintained schools, academies and pupil referral units in England, including pupil movement](#)
- [Use of reasonable force in schools](#)
- [Supporting pupils with medical conditions at school](#)
- [Special Educational Needs and Disability \(SEND\) Code of Practice](#)
- [Sharing nudes and semi-nudes: advice for education settings working with children and young people](#)

In addition, this policy is based on:

- Section 175 of the [Education Act 2002](#), which outlines a school's duty to safeguard and promote the welfare of its pupils
- Sections 88 to 94 of the [Education and Inspections Act 2006](#), which requires schools to regulate pupils' behaviour and publish a behaviour policy and written statement of behaviour principles, and give schools the authority to confiscate pupils' property
- [DfE guidance](#) explaining that maintained schools must publish their behaviour policy online

### 3. Definitions

**Misbehaviour** is defined as:

- Disruption in lessons, in corridors between lessons, and at break and lunchtimes
- Non-completion of classwork or homework
- Poor attitude
- Incorrect uniform
- Lack of co-operation
- Rudeness to staff
- Minor swearing or rude gestures to children
- Not telling the truth

**Serious misbehaviour** is defined as:

- Repeated, swearing and rude gestures to staff
- Repeated breaches of the school rules
- Any form of bullying
- Sexual violence, such as rape, assault by penetration, or sexual assault (intentional sexual touching without consent)
- Sexual harassment, meaning unwanted conduct of a sexual nature, such as:
  - Sexual comments
  - Sexual jokes or taunting
  - Physical behaviour like interfering with clothes
  - Online sexual harassment, such as unwanted sexual comments and messages (including on social media), sharing of nude or semi-nude images and/or videos (including pseudo-images, which are computer-generated images that otherwise appear to be a photograph or video), or sharing of unwanted explicit content
- Vandalism
- Theft
- Fighting
- Smoking
- Racist, sexist, homophobic or discriminatory behaviour
- Possession of any prohibited items. These are:
  - Knives or weapons
  - Alcohol
  - Illegal drugs
  - Stolen items
  - Tobacco and cigarette papers

- E-cigarettes or vapes
- Fireworks
- Pornographic images
- Any article a staff member reasonably suspects has been, or is likely to be, used to commit an offence, or to cause personal injury to, or damage to the property of, any person (including the pupil)

## 4. Bullying

**Bullying** is defined as the repetitive, intentional harming of 1 person or group by another person or group, where the relationship involves an imbalance of power.

Bullying is, therefore:

- Deliberately hurtful
- Repeated, often over a period of time
- Difficult to defend against

Bullying can include:

TYPE OF BULLYING	DEFINITION
Emotional	Being unfriendly, excluding, tormenting
Physical	Hitting, kicking, pushing, taking another's belongings, any use of violence
Prejudice-based and discriminatory, including: <ul style="list-style-type: none"> <li>• Racial</li> <li>• Faith-based</li> <li>• Gendered (sexist)</li> <li>• Homophobic/biphobic</li> <li>• Transphobic</li> <li>• Disability-based</li> </ul>	Taunts, gestures, graffiti or physical abuse focused on a particular characteristic (e.g. gender, race, sexuality)
Sexual	Explicit sexual remarks, display of sexual material, sexual gestures, unwanted physical attention, comments about sexual reputation or performance, sharing of nude or semi-nude images and/or videos (including pseudo-images, which are computer-generated images that otherwise appear to be a photograph or video), or inappropriate touching
Direct or indirect verbal	Name-calling, sarcasm, spreading rumours, teasing
Cyber-bullying	Bullying that takes place online, such as through social networking sites, messaging apps, gaming sites, devices or via images, audio, video, or written content generated by artificial intelligence (AI)

Details of our school's approach to preventing and addressing bullying are set out in our anti-bullying strategy which can be found on the school website.

## 5. Roles and responsibilities

### 5.1 The governing body

The governing body is responsible for:

- Reviewing and approving the written statement of behaviour principles (appendix 1)
- Reviewing this behaviour policy in conjunction with the headteacher
- Monitoring the policy's effectiveness
- Holding the headteacher to account for its implementation

### 5.2 The headteacher

The headteacher is responsible for:

- Modelling good practice
- Reviewing this policy in conjunction with the Governing Body
- Giving due consideration to the school's statement of behaviour principles (appendix 1)
- Approving this policy
- Ensuring that the school environment encourages positive behaviour
- Ensuring that staff deal effectively with poor behaviour
- Monitoring that the policy is implemented by staff consistently with all groups of pupils
- Ensuring that all staff understand the behavioural expectations and the importance of maintaining them
- Providing new staff with a clear induction into the school's behavioural culture to ensure they understand its rules and routines, and how best to support all pupils to participate fully
- Offering appropriate training in behaviour management, and the impact of special educational needs and disabilities (SEND) and mental health needs on behaviour, to any staff who require it, so they can fulfil their duties set out in this policy
- Ensuring this policy works alongside the safeguarding policy to offer pupils both sanctions and support when necessary
- Ensuring that the data from the behaviour log on CPOMS is reviewed regularly, to make sure that no groups of pupils are being disproportionately impacted by this policy (see section 13.1)

### 5.3 Staff

Staff are responsible for:

- Creating a calm and safe environment for pupils
- Establishing and maintaining clear boundaries of acceptable pupil behaviour
- Implementing the behaviour policy consistently
- Communicating the school's expectations, routines, values and standards through teaching behaviour and in every interaction with pupils

- Modelling expected behaviour and positive relationships
- Providing a personalised approach to the specific behavioural needs of particular pupils
- Considering their own behaviour on the school culture and how they can uphold school rules and expectations
- Recording behaviour incidents promptly on CPOMS
- Challenging pupils to meet the school's expectations
- Encouraging parental involvement in each child's progress throughout the school

The senior leadership team (SLT) will support staff in responding to behaviour incidents.

#### **5.4 Parents and carers**

Parents and carers, where possible, should:

- Get to know the school's behaviour policy and reinforce it at home where appropriate
- Support their child in adhering to the school's behaviour policy
- Inform the school of any changes in circumstances that may affect their child's behaviour
- Discuss any behavioural concerns with the class teacher promptly
- Take part in any pastoral work following misbehaviour (for example: attending reviews of specific behaviour interventions)
- Raise any concerns about the management of behaviour with the school directly, whilst continuing to work in partnership with the school
- Take part in the life of the school and its culture

The school will endeavour to build a positive relationship with parents and carers by keeping them informed about developments in their child's behaviour and the school's policy, and working in collaboration with them to tackle behavioural issues.

#### **5.5 Pupils**

Pupils will be made aware of the following during their induction into the behaviour culture:

- The expected standard of behaviour they should be displaying at school
- That they have a duty to follow the behaviour policy
- The school's key rules and routines
- The rewards they can earn for meeting the behaviour standard, and the consequences they will face if they don't meet the standard
- The pastoral support that is available to them to help them meet the behavioural standards

Pupils will be supported to meet the behaviour standards and will be provided with repeated induction sessions wherever appropriate.

Pupils will be supported to develop an understanding of the school's behaviour policy and wider culture.

Pupils will be asked to give feedback on their experience of the behaviour culture to support the evaluation, improvement and implementation of the behaviour policy.

Extra support and induction will be provided for pupils who are mid-phase arrivals.

## 6. School behaviour curriculum

Our aims and school values are the basis for our School Code of Conduct:

1. **We care for each other** (*love, kindness, gentleness*).
2. **We are respectful and helpful** (*peace, patience, goodness*)
3. **We are keen learners** (*joy, faithfulness*)
4. **We are safe** (*self-control*)

Where appropriate and reasonable, adjustments may be made to routines within the curriculum to ensure all pupils can meet behavioural expectations in the curriculum.

### 6.1 Mobile phones

Only children in Year 6 who walk to/from school by themselves are allowed to bring a mobile phone into school with a parent's written permission. The phone must be kept in the box in the Office during the day and collected at home time.

## 7. Responding to behaviour

### 7.1 Classroom management

Teaching and support staff are responsible for setting the tone and context for positive behaviour within the school.

They will:

- Create and maintain a stimulating environment that encourages pupils to be engaged
- Display the school rules
- Develop a positive relationship with pupils, which may include:
  - Greeting pupils in the morning/at the start of lessons
  - Establishing clear routines
  - Communicating expectations of behaviour in ways other than verbally
  - Highlighting and promoting good behaviour
  - Concluding the day positively and starting the next day afresh
  - Having a plan for dealing with low-level disruption
  - Using positive reinforcement

### 7.2 Safeguarding

The school recognises that changes in behaviour may be an indicator that a pupil is in need of help or protection.

We will consider whether a pupil's misbehaviour may be linked to them suffering, or being likely to suffer, significant harm.

Where this may be the case, we will follow our child protection and safeguarding policy, and consider whether pastoral support, an early help intervention or a referral to children's social care is appropriate.

Please refer to our child protection and safeguarding policy for more information.

### 7.3 Responding to positive behaviour

Our positive approach to behaviour reinforcement means giving praise to those children who are well behaved, polite, hardworking and following our Code of Conduct. Praise can take many forms, including:

- Verbal praise
- Positive reinforcement from staff
- Stickers
- Star of the Week postcard
- Being sent to share good work with another class or adult
- Being sent to share good work with the Assistant Head and Head teacher
- Informing parents
- Team points
- Class recognition of achievement
- Whole class treat
- Taking home the school mascot, Buster

### 7.4 Responding to misbehaviour

When a pupil's behaviour falls below the standard that can reasonably be expected of them, staff will respond in order to restore a calm and safe learning environment, and to prevent recurrence of misbehaviour.

Staff will endeavour to create a predictable environment by always challenging behaviour that falls short of the standards, and by responding in a consistent, fair and proportionate manner, so pupils know with certainty that misbehaviour will always be addressed.

De-escalation techniques can be used to help prevent further behaviour issues arising, such as the use of pre-arranged scripts and phrases.

All pupils will be treated equitably under the policy, with any factors that contributed to the behavioural incident identified and taken into account.

When giving behaviour sanctions, staff will also consider what support could be offered to a pupil to help them to meet behaviour standards in the future.

Class Teachers and Support Staff should seek to defuse potentially volatile situations by applying the appropriate sanctions for the level of seriousness of the incident as outlined below. Care should be taken that at each stage children are aware of what will happen next if the negative behaviour continues. Staff will always make it clear that it is the behaviour which is disapproved of, not the individual, so as not to damage a child's self esteem.

Class Teachers and Support Staff determine acceptable and unacceptable behaviour. They should use their own judgements to decide seriousness and frequency of offences.

Class Teachers and Support Staff should model and give examples of appropriate responses to volatile situations, after giving children sufficient time to reflect on their behaviour.

#### **The St Saviour's steps, a graduated approach**

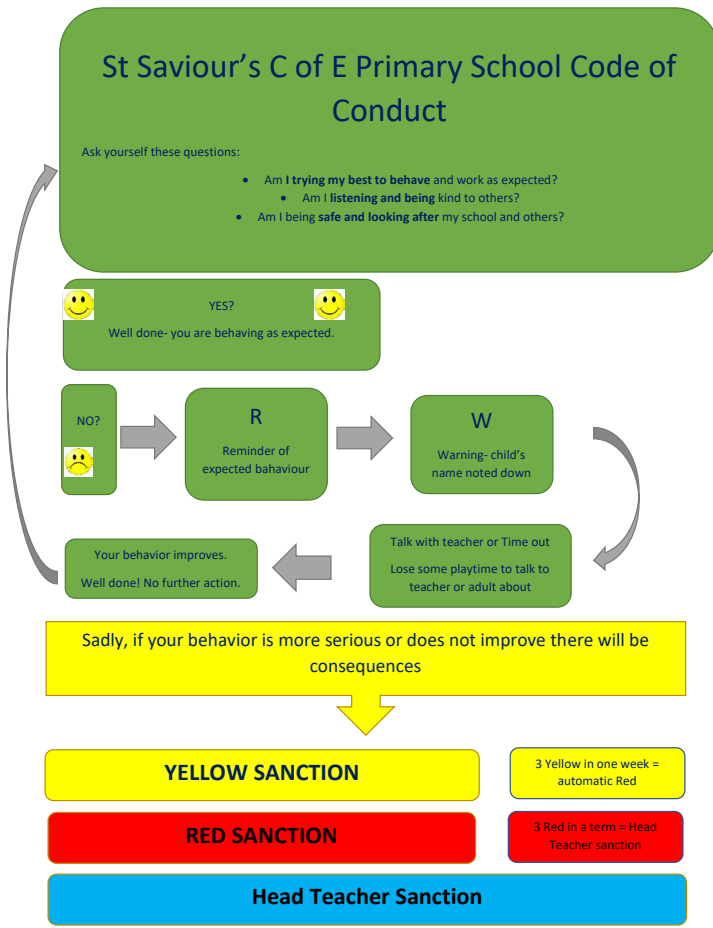
If a pupil's behaviour is below expectations, we may need to support him/her by following a stepped approach.

- Small increments in this stepped approach work best.
- Remain calm and avoid raising your voice.
- Explain your expectations for good behaviour.

- Follow the steps. You are the first line of sanction except in serious cases when support may be needed
- Never go back on a sanction once given. So, consider carefully.
- Remember we disapprove of the act not the child.

### Step One

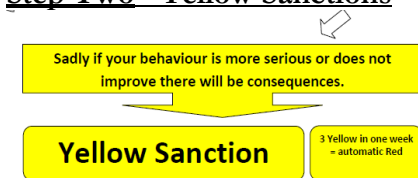
Positive Behaviour encouragement at this Step is likely to follow current class and playground procedures.



Behaviour management is most successful when an incident is dealt with immediately and by the adult at hand – class teacher or playground supervisor.

1. Reminder of expected behaviour – private (a look, gesture or quiet word)
2. Warning
3. Talk- Class Teacher or playground supervisor sanction (up to 5 mins loss of playtime)
4. During a lesson –moved to an empty table or table near to the teacher to complete work. If the behaviour does not improve, issue a Yellow Sanction

### Step Two - Yellow Sanctions



- Record these sanctions on CPOMS.

- Name, date and very brief description of the behaviour.
- Playground incidents should be reported to the class teacher and recorded as above.
- Note and inform a member of SLT if there is a pattern or recurrence of poor behaviour.

### **During a lesson**

1. Tell the pupil that you are giving them a Yellow Sanction.
2. Remind them of the behaviour expectations.
3. Send to another class with work and a post it note (up to 10 mins).
4. Check on the pupil's behaviour with that teacher later.

### **In playground only – see details of playground procedure below**

1. Tell the pupil that you are giving them a Yellow Sanction.
2. Remind them of the behaviour expectations.
3. Time at a picnic table (nearest to the wall) (up to 10 mins)

### **3 Yellow in a week = Red Sanction**

### **Reasons for Yellow sanctions include**

- Consistently not following instructions
- Unkind words or actions
- Inappropriate or deliberately rough play
- Dangerous or damaging use of others' property, including school property

### **Step Three - Red Sanctions**



- Record these sanctions in CPOMS.

### **During a lesson or elsewhere in the school, including the playground**

1. Sent to the Deputy Head or member of SLT (with work if during a lesson)
2. Not returned to class or playground for at least the rest of the lesson or playtime

### **Red Sanction consequences:**

1. Loss of all playtime the following day
2. Letter home

2x Red within a term = Deputy Head meeting with parents/carers.

3x Red in a term = an internal exclusion (whole day), Deputy Head meeting with parents

3+ Red in a term = Head meets with parents and further sanctions are considered

### **Red cards issued for**

- Fighting and serious threats of physical violence
- Threatening language, including extreme swearing
- Complete defiance and/or disobedience of adult instructions
- Behaviour and/or language where the intention is deemed to be racist, homophobic or prejudicial
- Bullying behaviour/language - bullying is persistent behaviour and not an isolated incident

- Extreme damage to property, including school property

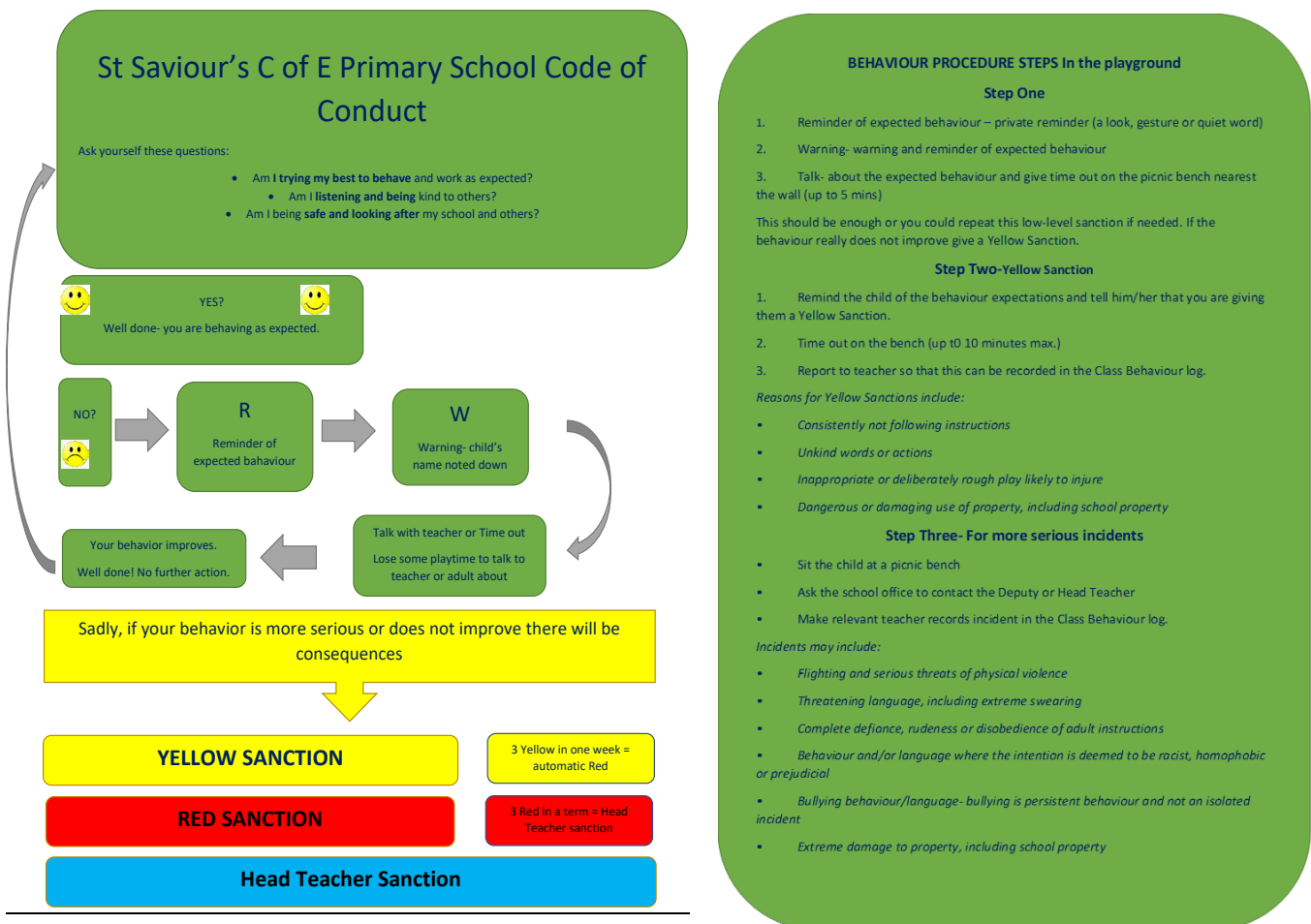
## Step Four

### Head Teacher Sanction

#### Internal Exclusion

1. Sent to another class with work.
2. Expected to work independently.
3. Attends lunch with that class.
4. Spends playtime in Head's, Deputy Head's offices or an SLT classroom.
5. Expected to complete this sanction following school Code of Conduct. Failure to do so may lead to further sanctions, including suspension.

School Governors and Local Authority may be informed that the child is at risk of an external exclusion.



#### BEHAVIOUR PROCEDURE STEPS In the playground

##### Step One

1. Reminder of expected behaviour – private reminder (a look, gesture or quiet word)
2. Warning- warning and reminder of expected behaviour
3. Talk- about the expected behaviour and give time out on the picnic bench nearest the wall (up to 5 mins)

This should be enough or you could repeat this low-level sanction if needed. If the behaviour really does not improve give a Yellow Sanction.

##### Step Two- Yellow Sanction

1. Remind the child of the behaviour expectations and tell him/her that you are giving them a Yellow Sanction.
2. Time out on the bench (up to 10 minutes max.)
3. Report to teacher so that this can be recorded in the Class Behaviour log.

Reasons for Yellow Sanctions include:

- Consistently not following instructions
- Unkind words or actions
- Inappropriate or deliberately rough play likely to injure
- Dangerous or damaging use of property, including school property

##### Step Three- For more serious incidents

- Sit the child at a picnic bench
- Ask the school office to contact the Deputy or Head Teacher
- Make relevant teacher records incident in the Class Behaviour log.

Incidents may include:

- Flighting and serious threats of physical violence
- Threatening language, including extreme swearing
- Complete defiance, rudeness or disobedience of adult instructions
- Behaviour and/or language where the intention is deemed to be racist, homophobic or prejudicial
- Bullying behaviour/language- bullying is persistent behaviour and not an isolated incident
- Extreme damage to property, including school property

If the behaviour still persists, before a suspension is considered, all additional measures recommended in the “Responsibilities of the Governing Body in reviewing exclusions” will be considered. Concurrently, the LA (Local Authority) will be notified in writing. A request for further assistance from the LA, in accordance with the legal guidance, will be made, in order to prevent a suspension or exclusion being made. At this point the Chair of Governors will be made aware of the situation.

See Exclusion policy for information about suspensions and exclusions.

Personal circumstances of the pupil will be taken into account when choosing sanctions and decisions will be made on a case-by-case basis, but with regard to the impact on perceived fairness.

## 7.5 Reasonable force

Reasonable force covers a range of interventions that involve physical contact with pupils. All members of staff have a duty to use reasonable force, in the following circumstances, to prevent a pupil from:

- Causing disorder
- Hurting themselves or others
- Damaging property
- Committing an offence

Incidents of reasonable force must:

- Always be used as a last resort
- Be applied using the minimum amount of force and for the minimum amount of time possible
- Be used in a way that maintains the safety and dignity of all concerned
- Never be used as a form of punishment
- Be recorded and reported to parents

When considering using reasonable force, staff should, in considering the risks, carefully recognise any specific vulnerabilities of the pupil, including SEND, mental health needs or medical conditions.

## 7.6 Confiscation, searches, screening

Searching, screening and confiscation is conducted in line with the DfE's [latest guidance on searching, screening and confiscation](#).

### Confiscation

Any prohibited items (listed in section 3) found in a pupil's possession as a result of a search will be confiscated. These items will not be returned to the pupil.

We will also confiscate any item that is harmful or detrimental to school discipline. These items will be returned to pupils after discussion with senior leaders and parents, if appropriate.

### Searching a pupil

Searches will only be carried out by a member of staff who has been authorised to do so by the headteacher, or by the headteacher themselves.

Subject to the exception below, the authorised member of staff carrying out the search will be of the same sex as the pupil, and there will be another member of staff present as a witness to the search.

An authorised member of staff of a different sex to the pupil can carry out a search without another member of staff as a witness if:

- The authorised member of staff carrying out the search reasonably believes there is risk that serious harm will be caused to a person if the search is not carried out as a matter of urgency; **and**
- In the time available, it is not reasonably practicable for the search to be carried out by a member of staff who is the same sex as the pupil; **or**

➤ It is not reasonably practicable for the search to be carried out in the presence of another member of staff

When an authorised member of staff conducts a search without a witness they should immediately report this to another member of staff, and ensure a written record of the search is kept.

If the authorised member of staff considers a search to be necessary, but is not required urgently, they will seek the advice of the headteacher, designated safeguarding lead (or deputy) or pastoral member of staff who may have more information about the pupil. During this time the pupil will be supervised and kept away from other pupils.

A search can be carried out if the authorised member of staff has reasonable grounds for suspecting that the pupil is in possession of a prohibited item or any item identified in the school rules for which a search can be made, or if the pupil has agreed.

An appropriate location for the search will be found. Where possible, this will be away from other pupils. The search will only take place on the school premises or where the member of staff has lawful control or charge of the pupil, for example on a school trip.

Before carrying out a search the authorised member of staff will:

- Assess whether there is an urgent need for a search
- Assess whether not doing the search would put other pupils or staff at risk
- Consider whether the search would pose a safeguarding risk to the pupil
- Explain to the pupil why they are being searched
- Explain to the pupil what a search entails – e.g. I will ask you to turn out your pockets and remove your scarf
- Explain how and where the search will be carried out
- Give the pupil the opportunity to ask questions
- Seek the pupil's co-operation

If the pupil refuses to agree to a search, the member of staff can give an appropriate behaviour sanction.

If they still refuse to co-operate, the member of staff will contact the headteacher / designated safeguarding lead (or deputy), to try and determine why the pupil is refusing to comply.

The authorised member of staff will then decide whether to use reasonable force to search the pupil. This decision will be made on a case-by-case basis, taking into consideration whether conducting the search will prevent the pupil harming themselves or others, damaging property or from causing disorder.

The authorised member of staff can use reasonable force to search for any prohibited items identified in section 3, but not to search for items that are only identified in the school rules.

The authorised member of staff may use a metal detector to assist with the search.

An authorised member of staff may search a pupil's outer clothing, pockets, possessions, desks or lockers.

Outer clothing includes:

- Any item of clothing that is not worn immediately over a garment that is being worn wholly next to the skin or being worn as underwear (e.g. a jumper or jacket being worn over a t-shirt)
- Hats, scarves, gloves, shoes, boots

### **Searching pupils' possessions**

Possessions means any items that the pupil has or appears to have control of, including:

- Pencil cases
- Trays

## ➤ Bags

A pupil's possessions can be searched for any item if the pupil agrees to the search. If the pupil does not agree to the search, staff can still carry out a search for prohibited items (listed in section 3) and items identified in the school rules.

An authorised member of staff can search a pupil's possessions when the pupil and another member of staff are present.

If there is a serious risk of harm if the search is not conducted immediately, or it is not reasonably practicable to summon another member of staff, the search can be carried out by a single authorised member of staff.

### **Informing the designated safeguarding lead (DSL)**

The staff member who carried out the search should inform the DSL without delay:

- Of any incidents where the member of staff had reasonable grounds to suspect a pupil was in possession of a prohibited item as listed in section 3
- If they believe that a search has revealed a safeguarding risk

All searches for prohibited items (listed in section 3), including incidents where no items were found, will be recorded in the school's safeguarding system.

### **Informing parents**

Parents will always be informed of any search for a prohibited item (listed in section 3). A member of staff will tell the parents as soon as is reasonably practicable:

- What happened
- What was found, if anything
- What has been confiscated, if anything
- What action the school has taken, including any sanctions that have been applied to their child

### **Support after a search**

Irrespective of whether any items are found as the result of any search, the school will consider whether the pupil may be suffering or likely to suffer harm and whether any specific support is needed (due to the reasons for the search, the search itself, or the outcome of the search).

If this is the case, staff will follow the school's safeguarding policy and speak to the designated safeguarding lead (DSL). The DSL will consider if pastoral support, an early help intervention or a referral to children's social care is appropriate.

### **Strip searches**

The authorised member of staff's power to search outlined above does not enable them to conduct a strip search (removing more than the outer clothing) and strip searches on school premises shall only be carried out by police officers in accordance with the [Police and Criminal Evidence Act 1984 \(PACE\) Code C](#).

Before calling the police into school, staff will assess and balance the risk of a potential strip search on the pupil's mental and physical wellbeing and the risk of not recovering the suspected item.

Staff will consider whether introducing the potential for a strip search through police involvement is absolutely necessary, and will always ensure that other appropriate, less invasive approaches have been exhausted first.

Once the police are on school premises, the decision on whether to conduct a strip search lies solely with them. The school will advocate for the safety and wellbeing of the pupil(s) involved. Staff retain a duty of care to the pupil involved and should advocate for pupil wellbeing at all times.

## **Communication and record-keeping**

Where reasonably possible and unless there is an immediate risk of harm, staff will contact at least 1 of the pupil's parents to inform them that the police are going to strip search the pupil before strip search takes place, and ask them if they would like to come into school to act as the pupil's appropriate adult. If the school can't get in touch with the parents, or they aren't able to come into school to act as the appropriate adult, a member of staff can act as the appropriate adult (see below for the role of the appropriate adult).

The pupil's parents will always be informed by a staff member once a strip search has taken place. The school will keep records of strip searches that have been conducted on school premises, and monitor them for any trends that emerge.

### **Who will be present**

For any strip search that involves exposure of intimate body parts, there will be at least 2 people present other than the pupil, except in urgent cases where there is risk of serious harm to the pupil or others.

One of these must be the appropriate adult, except if:

- The pupil explicitly states in the presence of an appropriate adult that they do not want an appropriate adult to be present during the search, **and**
- The appropriate adult agrees

If this is the case, a record will be made of the pupil's decision and it will be signed by the appropriate adult.

No more than 2 people other than the pupil and appropriate adult will be present, except in the most exceptional circumstances.

The appropriate adult will:

- Act to safeguard the rights, entitlement and welfare of the pupil
- Not be a police officer or otherwise associated with the police
- Not be the headteacher
- Be of the same sex as the pupil, unless the pupil specifically requests an adult who is not of the same sex

Except for an appropriate adult of a different sex if the pupil specifically requests it, no one of a different sex will be permitted to be present and the search will not be carried out anywhere where the pupil could be seen by anyone else.

### **Care after a strip search**

After any strip search, the pupil will be given appropriate support, irrespective of whether any suspected item is found. The pupil will also be given the opportunity to express their views about the strip search and the events surrounding it.

As with other searches, the school will consider whether the pupil may be suffering or likely to suffer harm and whether any further specific support is needed (due to the reasons for the search, the search itself, or the outcome of the search).

Staff will follow the school's safeguarding policy and speak to the designated safeguarding lead (DSL). The DSL will consider if, in addition to pastoral support, an early help intervention or a referral to children's social care is appropriate.

Any pupil(s) who have been strip searched more than once and/or groups of pupils who may be more likely to be subject to strip searching will be given particular consideration, and staff will consider any preventative approaches that can be taken.

## **7.7 Off-site misbehaviour**

Sanctions may be applied where a pupil has misbehaved off-site when representing the school. This means misbehaviour when the pupil is:

- Taking part in any school-organised or school-related activity (e.g. school trips)
- Travelling to or from school
- Wearing school uniform
- In any other way identifiable as a pupil of our school

Sanctions may also be applied where a pupil has misbehaved off-site, at any time, whether or not the conditions above apply, if the misbehaviour:

- Could have repercussions for the orderly running of the school
- Poses a threat to another pupil
- Could adversely affect the reputation of the school

Sanctions will only be given out on school premises or elsewhere when the pupil is under the lawful control of a staff member (e.g. on a school-organised trip).

## **7.8 Online misbehaviour**

The school can issue behaviour sanctions to pupils for online misbehaviour when:

- It poses a threat or causes harm to another pupil
- It could have repercussions for the orderly running of the school
- It adversely affects the reputation of the school
- The pupil is identifiable as a member of the school

Sanctions will only be given out on school premises or elsewhere when the pupil is under the lawful control of a staff member.

## **7.9 Suspected criminal behaviour**

If a pupil is suspected of criminal behaviour, the school will make an initial assessment of whether to report the incident to the police.

When establishing the facts, the school will endeavour to preserve any relevant evidence to hand over to the police.

If a decision is made to report the matter to the police, the headteacher will make the report.

The school will not interfere with any police action taken. However, the school may continue to follow its own investigation procedure and enforce sanctions, as long as it does not conflict with police action.

If a report to the police is made, the designated safeguarding lead (DSL) will make a tandem report to children's social care, if appropriate.

## **7.10 Zero-tolerance approach to sexual harassment and sexual violence**

The school will ensure that all incidents of sexual harassment and/or violence are met with a suitable response, and never ignored.

Pupils are encouraged to report anything that makes them uncomfortable, no matter how 'small' they feel it might be.

The school's response will be:

- Proportionate
- Considered
- Supportive
- Decided on a case-by-case basis

The school has procedures in place to respond to any allegations or concerns regarding a child's safety or wellbeing. These include clear processes for:

- Responding to a report
- Carrying out risk assessments, where appropriate, to help determine whether to:
  - Manage the incident internally
  - Refer to early help
  - Refer to children's social care
  - Report to the police

Please refer to our child protection and safeguarding policy for more information.

## **7.11 Malicious allegations**

Where a pupil makes an allegation against a member of staff and that allegation is shown to have been deliberately invented or malicious, the school will consider whether to discipline the pupil in accordance with this policy.

Where a pupil makes an allegation of sexual violence or sexual harassment against another pupil and that allegation is shown to have been deliberately invented or malicious, the school will consider whether to discipline the pupil in accordance with this policy.

In all cases where an allegation is determined to be unsubstantiated, unfounded, false or malicious, the school (in collaboration with the local authority designated officer (LADO), where relevant) will consider whether the pupil who made the allegation is in need of help, or the allegation may have been a cry for help. If so, a referral to children's social care may be appropriate.

The school will also consider the pastoral needs of staff and pupils accused of misconduct.

Please refer to our child protection and safeguarding policy for more information on responding to allegations of abuse against staff or other pupils.

## **8. Serious sanctions**

### **8.1 Removal from classrooms**

In response to serious or persistent breaches of this policy, the school may remove the pupil from the classroom for a limited time.

Pupils who have been removed will continue to receive education under the supervision of a member of staff that is meaningful, but it may differ from the mainstream curriculum.

Removal is a serious sanction and will only be used in response to serious misbehaviour. Staff will only remove pupils from the classroom once other behavioural strategies have been attempted, unless the behaviour is so extreme as to warrant immediate removal.

Removal can be used to:

- Restore order if the pupil is being unreasonably disruptive
- Maintain the safety of all pupils
- Allow the disruptive pupil to continue their learning in a managed environment
- Allow the disruptive pupil to regain calm in a safe space

Pupils who have been removed from the classroom are supervised by the Headteacher or Deputy Headteacher, and will be removed for a maximum of half a school day.

Pupils will not be removed from classrooms for prolonged periods of time without the explicit agreement of the headteacher.

Pupils should be reintegrated into the classroom as soon as appropriate and safe to do so. The school will consider what support is needed to help a pupil successfully reintegrate into the classroom and meet the expected standards of behaviour.

Parents will be informed on the same day that their child is removed from the classroom.

The school will consider an alternative approach to behaviour management for pupils who are frequently removed from class, such as:

- Meetings with learning coaches
- Use of teaching assistants
- Short term behaviour report cards
- Long term behaviour plans
- Pupil support units
- Multi-agency assessment

Staff will record all incidents of removal from the classroom along with details of the incident that led to the removal, and any protected characteristics of the pupil on CPOMS.

## **8.2 Suspension and permanent exclusions**

The school can use suspension and permanent exclusion in response to serious incidents or in response to persistent poor behaviour, which has not improved following in-school sanctions and interventions.

The decision to suspend or exclude will be made by the headteacher and only as a last resort.

Please refer to our exclusions policy for more information.

## **9. Responding to misbehaviour from pupils with SEND**

### **9.1 Recognising the impact of SEND on behaviour**

The school recognises that pupils' behaviour may be impacted by a special educational need or disability (SEND).

When incidents of misbehaviour arise, we will consider them in relation to a pupil's SEND, although we recognise that not every incident of misbehaviour will be connected to their SEND. Decisions on whether a pupil's SEND had an impact on an incident of misbehaviour will be made on a case-by-case basis.

When dealing with misbehaviour from pupils with SEND, especially where their SEND affects their behaviour, the school will balance their legal duties when making decisions about enforcing the behaviour policy. The legal duties include:

- Taking reasonable steps to avoid causing any substantial disadvantage to a disabled pupil caused by the school's policies or practices ([Equality Act 2010](#))
- Using our best endeavours to meet the needs of pupils with SEND ([Children and Families Act 2014](#))
- If a pupil has an education, health and care (EHC) plan, the provisions set out in that plan must be secured and the school must co-operate with the local authority and other bodies

As part of meeting these duties, the school will anticipate, as far as possible, all likely triggers of misbehaviour, and put in place support to prevent these from occurring.

Any preventative measures will take into account the specific circumstances and requirements of the pupil concerned.

For example:

- Short, planned movement breaks for a pupil with SEND who finds it difficult to sit still for long
- Adjusting seating plans to allow a pupil with visual or hearing impairment to sit in sight of the teacher
- Adjusting uniform requirements for a pupil with sensory issues or who has severe eczema
- Training for staff in understanding conditions such as autism
- Use of separation spaces where pupils can regulate their emotions during a moment of sensory overload

## **9.2 Adapting sanctions for pupils with SEND**

When considering a behavioural sanction for a pupil with SEND, the school will take into account:

- Whether the pupil was unable to understand the rule or instruction?
- Whether the pupil was unable to act differently at the time as a result of their SEND?
- Whether the pupil is likely to behave aggressively due to their particular SEND?

If the answer to any of these questions is yes, it may be unlawful for the school to sanction the pupil for the behaviour.

The school will then assess if it is appropriate to use a sanction and if so, whether any reasonable adjustments need to be made to the sanction.

## **9.3 Considering whether a pupil displaying challenging behaviour may have unidentified SEND**

The school's special educational needs co-ordinator (SENCO) may evaluate a pupil who exhibits challenging behaviour to determine whether they have any underlying needs that are not currently being met.

Where necessary, support and advice will also be sought from specialist teachers, an educational psychologist, medical practitioners and/or others, to identify or support specific needs.

When acute needs are identified in a pupil, we will liaise with external agencies and plan support programmes for that child. We will work with parents to create the plan and review it on a regular basis.

## **9.4 Pupils with an education, health and care (EHC) plan**

The provisions set out in the EHC plan must be secured and the school will co-operate with the local authority and other bodies.

If the school has a concern about the behaviour of a pupil with an EHC plan, it will make contact with the local authority to discuss the issue. If appropriate, the school may request an emergency review of the EHC plan.

## **10. Supporting pupils following a sanction**

Following a sanction, the school will consider strategies to help pupils to understand how to improve their behaviour and meet the expectations of the school.

This could include measures like:

- Reintegration meetings
- Daily contact with the class teacher
- A report card with personalised behaviour goals

## **11. Pupil transition**

### **11.1 Inducting incoming pupils**

The school will support incoming pupils to meet behaviour standards by offering an induction process to familiarise them with the behaviour policy and the wider school culture.

### **11.2 Preparing outgoing pupils for transition**

To ensure a smooth transition to the next year, pupils have transition sessions with their new teacher(s). In addition, staff members hold transition meetings.

To ensure behaviour is continually monitored and the right support is in place, information related to pupil behaviour issues may be transferred to relevant staff at the start of the term or year.

## **12. Training**

As part of their induction process, our staff are provided with regular training on managing behaviour, including training on:

- The needs of the pupils at the school
- How SEND and mental health needs impact behaviour

Behaviour management will also form part of continuing professional development.

## **13. Monitoring arrangements**

### **13.1 Monitoring and evaluating school behaviour**

The school will collect data on the following:

- Behavioural incidents, including removal from the classroom

- Attendance, permanent exclusion and suspension
- Use of pupil support units, off-site directions and managed moves
- Incidents of searching, screening and confiscation
- Anonymous surveys for staff, pupils, governors, trustees and other stakeholders on their perceptions and experiences of the school behaviour culture

The data will be analysed every term by the Headteacher.

The data will be analysed from a variety of perspectives including:

- At school level
- By age group
- At the level of individual members of staff
- By time of day/week/term
- By protected characteristic

The school will use the results of this analysis to make sure it is meeting its duties under the Equality Act 2010. If any trends or disparities between groups of pupils are identified by this analysis, the school will review its policies to tackle it.

### **13.2 Monitoring this policy**

This behaviour policy will be reviewed by the headteacher and Governing Body at least annually, or more frequently, if needed, to address findings from the regular monitoring of the behaviour data (as per section 13.1). At each review, the policy will be approved by the Governing Body.

The written statement of behaviour principles (appendix 1) will be reviewed and approved by the Full Governing body annually.

## **14. Links with other policies**

This behaviour policy is linked to the following policies:

- Exclusions policy
- Child protection and safeguarding policy
- Anti-bullying policy
- Online Safety policy
- Staff Code of Conduct

## Appendix 1: written statement of behaviour principles

- Every pupil understands they have the right to feel safe, valued and respected, and to be able to learn free from the disruption of others
- All pupils, staff and visitors are free from any form of discrimination
- Staff and volunteers set an excellent example to pupils at all times
- Rewards, sanctions and reasonable force are used consistently by staff, in line with the behaviour policy
- The behaviour policy is understood by pupils and staff
- The exclusions policy explains that exclusions will only be used as a last resort, and outlines the processes involved in suspensions and exclusions
- Pupils are helped to take responsibility for their actions
- Families are involved in behaviour incidents to foster good relationships between the school and pupils' home life

This written statement of behaviour principles is reviewed and approved by the Full Governing Body annually.