



Screening Check

What we will be covering:

- What is phonics?
- Definitions
- Why are children being screened?
- Test Sample
- What children will be expected to do
- When will the screening take place?
- Who completes the check?
- How you can help at home

What is Phonics?

- Children are taught to read by breaking down words into separate sounds/phonemes. They are then taught how to blend these sounds/phonemes together to read the whole word.
- Children are taught to spell by hearing a word and splitting it up into the phonemes that make it. Children then use their phonic knowledge to write the letters that represent those sounds in the correct order.

Phonics at St Saviour's

- Children have a 30 minute phonics lesson each day (following the GES Simply Letters and Sounds scheme) and they are encouraged to use these strategies to read and write in other lessons.

ou

--	--	--	--

Phoneme Frame

c l ou d

Definitions

- **Blending:** Children blend phonemes together to make a word
e.g. **sh-i-p** ship
- **Segmenting:** Children split the word into sounds to help them spell
- **Digraph:** 2 letters one sound:
ou shout it **ou**
- **Trigraph:** 3 letters one sound:
igh fly **igh**
- **Split digraph:** 2 letters one sound/phoneme split up by a consonant: a-e
m**a**ke a **ake**

Phase 2 Graphemes



Letters and Sounds Phase 2 Letter sets 1-5

Information from Letters and Sounds: Principles and Practice of High Quality Phonics 2007. Licensed under the Open Government Licence v3.0
<http://www.nationalarchives.gov.uk/open-government-licence/version/3/>
 © Crown copyright material contained within this sheet is taken from Letters and Sounds, Department for Education 2007.

DESIGN ©2021 GLOBAL EDUCATION SERVICES LTD



ISBN 978-1-910520-21-6

Phase 3 Graphemes



Letters and Sounds Phase 3 Letter sets 6-7, digraphs and trigraphs

Information from Letters and Sounds: Principles and Practice of High Quality Phonics 2007. Licensed under the Open Government Licence v3.0
<http://www.nationalarchives.gov.uk/open-government-licence/version/3/>
 © Crown copyright material contained within this sheet is taken from Letters and Sounds, Department for Education 2007.

DESIGN ©2021 GLOBAL EDUCATION SERVICES LTD



ISBN 978-1-910520-28-2

Phase 5 Graphemes



Phase 5 New graphemes for reading

Information from Letters and Sounds: Principles and Practice of High Quality Phonics 2007. Licensed under the Open Government Licence v3.0
<http://www.nationalarchives.gov.uk/open-government-licence/version/3/>
 © Crown copyright material contained within this sheet is taken from Letters and Sounds, Department for Education 2007.

DESIGN ©2021 GLOBAL EDUCATION SERVICES LTD



ISBN 978-1-910520-29-0

Why are the children being screened?

- Every Year 1 child in the country will be taking the phonics screening check in the same week in June.
- The aim of the check is to ensure that all children are able to read by the end of Year 2.
- This 'midpoint check' will ensure that we have a clear understanding of what the children need to learn in Year 2.

Key stage 1


Test Sample

You can find Phonics screening checks from previous years online on the Government website:


[Phonics screening check: 2023 materials](https://www.gov.uk/government/uploads/system/uploads/attachment_data/file/101222/Phonics-screening-check-2023-materials.pdf)
- GOV.UK (www.gov.uk)

Phonics screening check

Pupils' materials




trun




chip

glork




hill

remp



jars

deeps



shack

What will the children be expected to do?

- The check is very similar to tasks the children already complete during phonics lessons.
- Children will be asked to ‘sound out’ a word and blend the sounds together.

d o g c l o u d

• • • • • •

- The focus of the check is to see which sounds the children know and therefore the children will be asked to read made up ‘nonsense’ words.

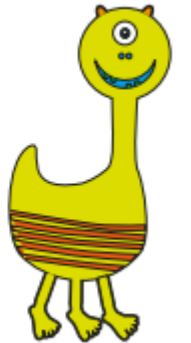
IMPORTANT

- Children can give multiple attempts at blending the word. BUT we will only be able to accept the final answer from your child.

drave



splet



When will the screening take place?

The screening will take place throughout the week beginning of the 8th of June. The children cannot retake the test at any other time so it is very important your child is in school during this week.

After this, the results will be sent to the Local Authority where they will then submit the check results to the Department of Education.



Who will complete the checks?

- The children will complete the check one at a time in a quiet area of the school.
- Miss Karmi will conduct all of the screening checks with children in Year 1.
- Mrs Spence will conduct the checks with children in Year 2.
- Each check will take about 5 – 10 minutes.
- Children enjoy this time spent reading with their teacher but if a child does become distressed the check will be stopped and continued later.

How you can help at home?

Please continue to read with your child everyday and encourage them to:

- ✓ Sound out
- ✓ Re-read to check it makes sense.
- ✓ Use pictures for clues.
- ✓ Ask questions about the book.
- ✓ And most importantly, ENJOY READING!

